



America's Favorite Garage Doors®

Premium Series

4300
4301
4310

WINDOW OPTIONS

Designer Collection Windows

Wrought Iron Series



Tuscany



Orleans

Studio Series



Art Deco I



Art Deco II



Art Deco I & II can be mixed and matched to create a custom look. See your Clopay Dealer for details.



Living Tree



Mission

Leaded Series



Brass Radiance




Brass Elegance



Brass Sun Burst
(8', 9', 16', 17', 18' widths only)

Brilliance® Series



Solitaire



Marquise



Trillian

Architectural Series



Palladian



Palladian with Grilles

4300/4301

4300*/4301
4310



Tuscany



Orleans



Art Deco I



Art Deco II



Living Tree




Mission



Brass Majesty



Solitaire



Marquise



Trillian



Palladian



Palladian with Grilles

Classic Collection Windows

Decorative Insert options can add a whole new look to your garage door. Color-matched designs are available for single or double doors. You can choose from classic windows in single pane glass, acrylic or obscure glass.



Cathedral 507



Charleston 508



Colonial 509



Prairie 510



Sunset 501 (8', 9', 12', 16', 17', 18' widths only)



Sunset 502 (7', 7'6", 12' widths only)



Sunset 503 (8', 9', 16', 17', 18' widths only)



Sunset 504 (14', 15', 15'6" widths only)



Sunset 505 (16', 17', 18' widths only)



Sunset 506 (10', 20' widths only)



Plain Window

4300/4301

4300*/4301
4310



Cathedral 607



Charleston 608



Colonial 609



Prairie 610



Sunset 601



Sunset 603 (not available in 12' & 14' widths)



Sunset 605



Plain Window

* Panel emboss may not align on long window with short panels. Some size limitations apply. See Dealer for details.

Visit our website at www.clopaydoor.com to Design Your Door online.

Ask your Clopay Pro-Series dealer about window warranties and see the window brochure and panel and window specification sheet for additional window details.

For more information on these and other Clopay products, call 1-800-2CLOPAY (1-800-225-6729). Visit our web site at www.clopaydoor.com for your nearest Clopay dealer.

©Clopay Building Products Company, Inc. 2006, A Griffon Company. Printed in U.S.A.

DISTRIBUTED BY:


Premium Series



America's Favorite Garage Doors®

3-Layer Construction: Steel + Insulation + Steel

2" Thick Insulated Steel Garage Doors



4300
4301
4310

Model 4300 Short Elegant Panel with Optional Studio Series Mission Window Design

With 2" of polystyrene insulation, a silicone filled thermal break and three beautiful panel styles in six color options, the Models 4300, 4301 and 4310 Series doors are the right choice for your home's design.

The Premium Series' 3-layer construction provides exceptional strength, dent resistance, insulation and security, as well as uncommonly quiet operation and a beautiful appearance outside and inside. No other manufacturer offers more styles, colors and windows than Clopay.

Beautiful. Durable. Reliable.



Model 4310 Long Elegant Panel with Optional Prairie 610 Window Design

CLASSIC™ LINE



America's Favorite Garage Doors®

Premium Series

4300 4301 4310

UNSURPASSED BEAUTY INSIDE AND OUT

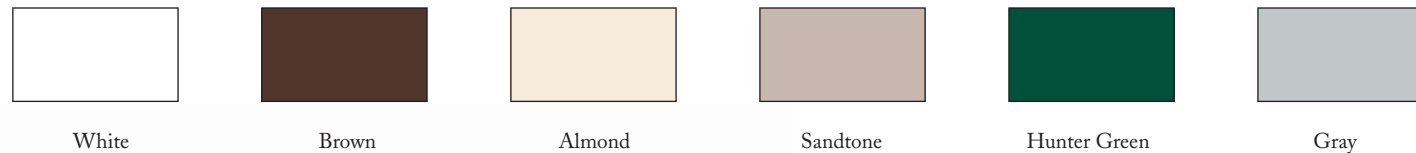
Your garage door can account for over 40% of your home's curb appeal. Shouldn't it be as beautiful as the rest of your home?



Model 4301 Flush Panel Woodgrain Design

- Available in three beautifully detailed panel styles: short Elegant (Model 4300), long Elegant (Model 4310), and Flush (Model 4301) designs with a natural wood grain door texture to complement your home's design.
- Available in six finished painted exterior colors or you can paint your door to match your home's trim.
- The door's flush steel interior has an attractive stucco texture and is finished painted white for a clean appearance. Steel end stiles are finished painted white to complement the door's interior.
- Galvanized torsion springs have shiny, polished appearance.
- Many beautiful window options are available to complement your home and to provide an upscale appeal. (see back cover)

PANEL COLORS



PANEL STYLES



In the interest of better quality and value, we are continually improving and updating our products. Consequently, photos and illustrations may sometimes differ from present models.

DURABLE CONSTRUCTION; RELIABLE OPERATION

- 1 2" thick expanded polystyrene insulation bonded to exterior and interior steel skins helps make these doors extremely strong while providing an R-value of 9.0 for energy-efficiency and comfort.
- 2 Patented Safe-T-Bracket® cannot, under normal circumstances, be removed while door is under tension.
- 3 Aluminum bottom weatherseal retainer system is the highest-quality rust-proof design to effectively seal out the elements.
- 4 Weather-tight tongue-and-groove joint helps seal out wind, rain and snow.
- 5 Galvanized steel hinges are durable, reliable and secure.
- 6 Top quality nylon rollers provide durability and quiet operation.




Illustration is for component location purposes only. Actual product has pilot holes on end stiles.

- 7 White finish painted galvanized end stiles for finished interior.
- 8 Step plates, inside and outside, make door easy and safe to close.
- Four spring options available: Galvanized torsion, EZ-SET® torsion springs (galvanized), extension springs with containment cables, and EZ-SET® extension springs.
- WINDCODE®: Doors available to meet all regional wind load requirements. Consult your local dealer for specific information.
- Door sizes: Custom heights and widths available. Consult your local dealer for specific information.



Enhanced Energy-Efficiency

Silicone-filled thermal break separates the outside from the inside skin, improving energy efficiency and comfort.



Galvanized Torsion Spring

Corrosion-resistant, long-lasting galvanized torsion springs offer up to a 50% longer cycle life than industry standard springs.

Due to some height and weight restrictions, not all product offerings include galvanized spring.



Step Plate/Lift Handle

Color matched exterior step plate/grip handles are durable, attractive and allow for safe opening and closing of your door.



Unsurpassed Rust-Resistant Surface

Steel skins are protected through a tough, layered coating system, including a layer of hot-dipped galvanizing, a protective metal oxide pretreatment, and a baked-on primer and top coat.