



# 9600 MODEL


CLASSIC STEEL

R-11\* Polyurethane Insulation  
Pinch-Resistant Panels  
Lifetime Limited Warranty



*Sonoma Panel, Desert Tan Finish, Arched Stockton Windows*

## door construction

- Embossed, high tensile steel panels give the look of wood with the strength of steel.
- Two-coat, baked-on polyester finish is virtually maintenance-free. This finish also makes an excellent base if you repaint to match the existing exterior colors of your home.
- The foamed-in-place polyurethane insulation is chemically bonded to each steel section, creating a structure with higher strength and dent resistance.
- Heavy-gauge steel wraparound end caps trim-out door edges for better appearance, improved strength and protection of the insulation from damage.
- Integral foam-filled horizontal struts at the top and bottom of door sections add rigidity for long life and smooth operation – extra strength without extra weight.
- Wind load models available. 
- Sound-absorbing insulation makes the door operate quieter and reduces wind rattle.
- Attractive, low-profile hinges provide maximum strength between sections and add stability compared with ordinary vertical hinges. Hinges are factory-installed for proper alignment and smoother door operation.
- Bulb-shaped bottom seal remains flexible even in extreme cold to help keep the bad weather outside.
- SilentGlide™ nylon rollers with solid steel shafts provide years of smooth, quiet and dependable operation.
- Protective polymer caps add a finishing touch to the reinforcing struts.
- An insulated garage door improves thermal efficiency.


# specifications

## Panel Designs

Steel panels are embossed with a wood grain texture giving the look of genuine wood.




Ranch



Sonoma



Colonial



Contemporary

## Colors

### Paint Finish

White    Taupe    Almond    Desert Tan    Brown    Green



## Windows

Many decorative window inserts are available to enhance the look of your garage door, which in turn enhances the look of your home. Here are just two examples. See the 9600 brochure (#329870), Window style brochure (#330880), or web site for all options.



Stockton I



Prairie II



Sherwood II



Cascade I

## Hardware

Hardware options are available. Visit our website at [www.wayne-dalton.com](http://www.wayne-dalton.com) for details.



[www.wayne-dalton.com](http://www.wayne-dalton.com)

## Safety and Security

Pinch-resistant design helps push fingers out of harm's way if accidentally placed near a closing door.

The Wayne-Dalton TorqueMaster® Plus is the first counterbalance system to seal springs safely within a steel tube. It contains an anti-drop features that reduces the risk of injury due to accidental release of tension.

Tamper-resistant safety bottom brackets help avoid possible injury by preventing inadvertent loosening when the counterbalance cables are still under tension.

## Warranty

Model 9600 offers a Lifetime Limited Warranty against cracking, splitting, rusting through or section deterioration. See dealer for complete details.



## Thermal Efficiency & Noise Control

- The R-11\* polyurethane insulation is substantially more effective than the same thickness of common polystyrene.
- Bulb-shaped bottom seal remains flexible even in the cold to keep out bad weather.
- The foamed-in-place insulation helps block street noise from entering into living areas that adjoin the garage.



\* Wayne Dalton uses a calculated door section R-value for our insulated doors.

**SEE ALL THE LOOKS AVAILABLE ON OUR GARAGE DOOR DESIGN CENTER AT [www.Wayne-Dalton.com](http://www.Wayne-Dalton.com)**

Dealer Imprint Area